



# CCC Degree Planning Tool

Self Service is a planning tool used by Clackamas Community College students to see what courses are required for a specific degree, and to register for those classes. If you are in the Expanded Options program at CCC, this is a great tool to help you plan and register! If you are in one of our other programs through High School Connections, you can use Self-Service to look at how credits you've already earned would fit into a degree, as well as explore CCC degree options and required courses.

## What can you use Self-Service for?

**Explore** different CCC degree options and requirements

**Understand** how the college classes you are taking in high school fit into CCC degrees

**Plan** for classes for future terms at CCC

To use Self-Service to explore degree options:



**Log in to myClackamas** ([my.clackamas.edu](http://my.clackamas.edu))

Your username is the portion of your email before the @ symbol and the same password as your CCC email account. Click "Self Service" in the sidebar, and click "Self-Service: Student".



CCC Degree  
Planning Tool









## You are now in Self Service. Select Student Planning

Hello, Welcome to Colleague Self-Service!

Choose a category to get started.


 <p><b>Financial Aid</b> Here you can access financial aid data, forms, etc.</p>	 <p><b>Student Planning</b> Here you can search for courses, plan your terms, and schedule &amp; register your course sections.</p>
 <p><b>Graduation Overview</b> Here you can view and submit a graduation application.</p>	 <p><b>Advising</b> Here you can access your advisees and provide guidance &amp; feedback on their academic planning.</p>


You are now in Student Planning, where you can plan look at your progress, and explore different degrees.

Academics · Student Planning · Planning Overview

### Steps to Getting Started

There are many options to help you plan your courses and earn your degree. Here are 2 steps t...

1  **View Your Progress**  
Start by going to My Progress to see your academic progress in your degree and search for courses.  
[Go to My Progress](#)


2  **Plan your Degree & Register for Classes**  
Next, take a look at your plan to see what you've accomplished and register your remaining classes toward your degree.  
[Go to Plan & Schedule](#)

Programs	Cumulative GPA	Progress
AA Degree, Oregon Transfer	(2,000 required)	<div style="width: 100%; height: 15px; background-color: #ccc;"></div>
Community Education		<div style="width: 100%; height: 15px; background-color: #ccc;"></div>
<b>High School Student (Pre-College)</b>		<div style="width: 100%; height: 15px; background-color: #ccc;"></div>

You will most likely see your program listed as "High School Student (Pre-College)". If you are pursuing a degree or certificate at CCC (i.e. AAOT) the program on your record will also appear.

If you have completed credits through CCC, your progress bar will show green, with a number of credits earned showing up in the green bar:


< > High School Student (Pre-College) (1 of 1 programs) [View a New Program](#) [Load Sample Course Plan](#)

**At a Glance** 

<b>Cumulative GPA:</b>	3.875
<b>Institution GPA:</b>	3.875 (0,000 required)
<b>Degree:</b>	No Award
<b>Majors:</b>	None
<b>Departments:</b>	Curriculum and Scheduling
<b>Catalog:</b>	2018
<b>Anticipated Completion Date:</b>	6/14/2019

**Description**  
ACC & other HS students taking college courses

**Program Notes**  
[Show Program Notes](#)

 **Program Completion must be verified by the Registrar.**

**Progress**

<b>Total Credits</b>	120 of 45
<div style="width: 100%; height: 15px; background-color: #ccc; position: relative;"> <div style="width: 50%; height: 15px; background-color: #28a745; position: absolute; left: 0;"></div> </div>	14
<b>Total Credits from this School</b>	115 of 0
<div style="width: 100%; height: 15px; background-color: #ccc; position: relative;"> <div style="width: 45%; height: 15px; background-color: #28a745; position: absolute; left: 0;"></div> <div style="width: 14%; height: 15px; background-color: #6c757d; position: absolute; left: 45%;"></div> <div style="width: 41%; height: 15px; background-color: #ffc107; position: absolute; left: 59%;"></div> </div>	14 56

There is also a list below that will show you what classes you have earned credit for, and what grade you have; similar to an unofficial transcript!

### Requirements

Credit

Complete the following item. ✓ 1 of 1 Completed. [Show Details](#)

### Other Courses

Status	Course	Grade	Term	Credits
✓ Completed	<a href="#">BT-120</a> Personal Keyboarding	A	2010/WI	2
✓ Completed	<a href="#">WR-122</a> English Composition	A	2012/SU	4
✓ Completed	<a href="#">PSY-219</a> Intro to Abnormal Psychology	A	2012/FA	4
✓ Completed	<a href="#">MTH-244</a> Statistics II	A	2012/FA	4
✓ Completed	<a href="#">ASC-200</a> Integrated Science Inquiry	B	2012/FA	4



If you want to see how the credits you've earned go to different degrees at CCC, click "Go to my Progress"

### Steps to Getting Started

There are many options to help you plan your courses and earn your degree. Here are 2 steps t...

**1**



**View Your Progress**

Start by going to My Progress to see your academic progress in your degree and search for courses.

[Go to My Progress](#)

**2**



**Plan your Degree & Register for Classes**

Next, take a look at your plan to see what you've accomplished and register your remaining classes toward your degree.

[Go to Plan & Schedule](#)

Programs	Cumulative GPA	Progress
AA Degree, Oregon Transfer	(2,000 required)	<input type="text"/>
Community Education		<input type="text"/>
High School Student (Pre-College)		<input type="text"/>



Once you're on the "My Progress" page, you can "View a New Program" to see how your courses fit into different degrees at CCC!\*

My Progress Search for courses...

< > High School Student (Pre-College)  
(3 of 3 programs)

**View a New Program** Load Sample Course Plan Print

**At a Glance**

<b>Cumulative GPA:</b>	(0.000 required)
<b>Institution GPA:</b>	(0.000 required) (0.000 required)
<b>Degree:</b>	No Award
<b>Majors:</b>	None
<b>Departments:</b>	Curriculum and Scheduling
<b>Catalog:</b>	2016
<b>Anticipated Completion Date:</b>	1/27/2020

**Description**  
ACC & other HS students taking college courses

**Program Notes**  
[Show Program Notes](#)

**Requirements**

**Progress**

**Total Credits** 0 of 45

**Total Credits from this School** 0 of 0

\*NOTE: In order to have your degree officially changed on your student record, please contact [hsconnections@clackamas.edu](mailto:hsconnections@clackamas.edu) to have the Academic & Career Coach update your degree.



**CCC Degree  
Planning Tool**

